

Webex Teams

In partnership with our Service Providers

Contents

Key capabilities	3
Requirements of Webex Teams	8
Feature and language support	9
Cisco environmental sustainability	9
Cisco Capital	10

Your business communications are about to get a lot simpler.

Cisco is proud to partner with our global Service Provider partners to offer a fully integrated collaboration experience, bringing together cloud calling provided by your Service Provider, with Webex's advanced messaging and meetings capabilities, all within in a single app.

Webex® Teams is a communications and collaboration cloud-based service for calling, messaging, and meeting with anyone from any device. It includes HD video, voice, messaging, file sharing, screen sharing, and conferencing in a single easy-to-use application that can connect with the other tools you use to simplify life.

Whether on the go, at a desk, or together in a meeting room, Webex Teams helps people solve business challenges, build better relationships, and speed up projects. It's got all the team collaboration tools you need to keep work moving forward.

Webex Teams provides all the tools, all the time, everywhere. Call, message, meet, share. Do all of it, right from within a specific space.

- **Any device** - Webex Teams work on PC and Macs, as well as iOS and Android tablets and smartphones so you can be highly productive from anywhere.
- **Always on** - With persistent spaces, you never lose your content. Search across people, spaces, messages, and files to find what you need quickly and easily.
- **Always secure** - Webex Teams keeps your information safe and secure.

Key capabilities

Webex Teams enhances three of the most common scenarios for communicating in the workplace—calling, messaging, and meeting—by bringing all the workstreams together in a single app. Use this collaboration app to facilitate reliable collaboration with anyone, both inside and outside your company.

Cloud calling

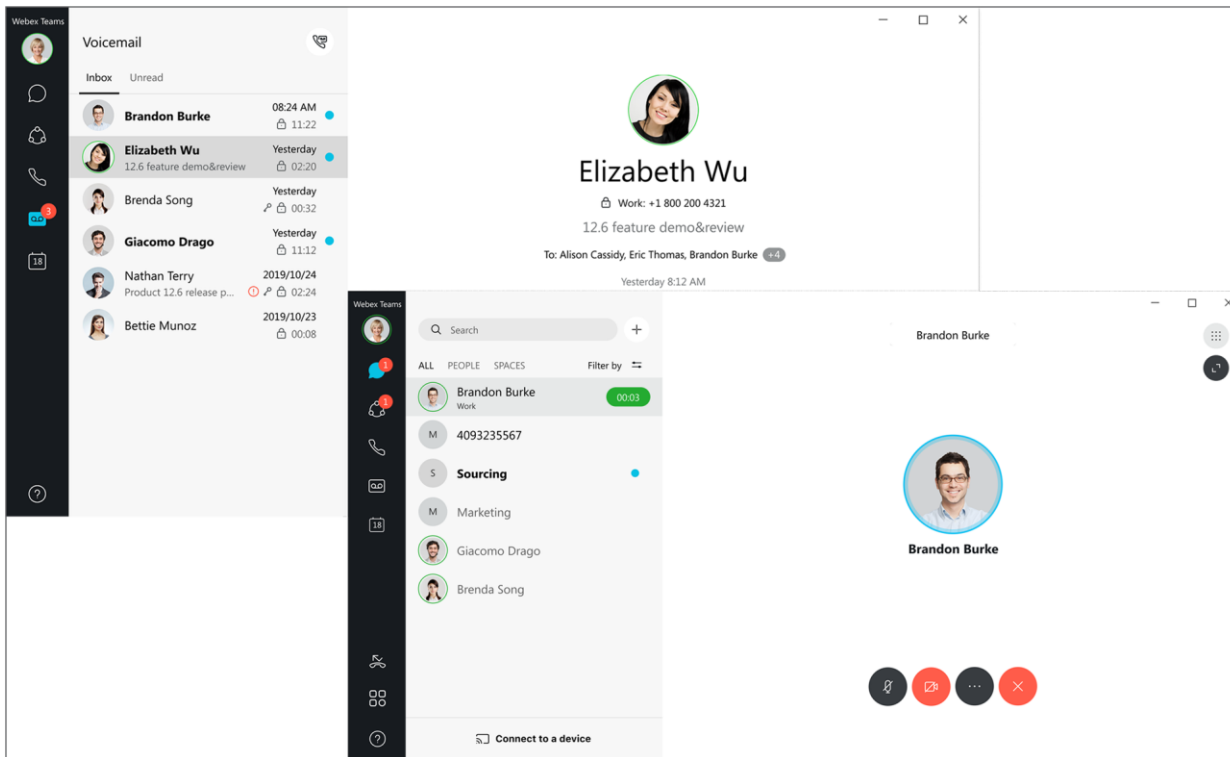


Figure 1.

All the calling features you need on either your desktop or mobile with Webex Teams

- **One number** – You publish one business phone number and all your business calls will go to the device of your choice: desktop, tablet, or smartphone.
- **Wi-Fi calling** – From our mobile app you can place and receive business calls using Voice over IP (VoIP) and the cellular network using your business phone number.
- **VoIP calling** – Place and receive business calls using VoIP while roaming to avoid high roaming charges.
- **VoIP handover** – Automatically keep your VoIP calls as you move between data networks, such as from Wi-Fi to LTE.
- **Multiple calls** – Handle two calls at the same time and even merge them into a three-way conversation.
- **HD video** – Use high-definition video and wideband audio codecs when you want to turn your audio call into a video call.
- **Corporate directory** – Easily access your corporate directory, enabling you to find colleagues within seconds with a simple search from any device.
- **Call pull** – Seamlessly move active calls from a desktop to mobile or the reverse with a single click, without interrupting your ongoing call.

For more information on supported calling features within the Webex Teams [visit the Webex Help Center](#).

Messaging

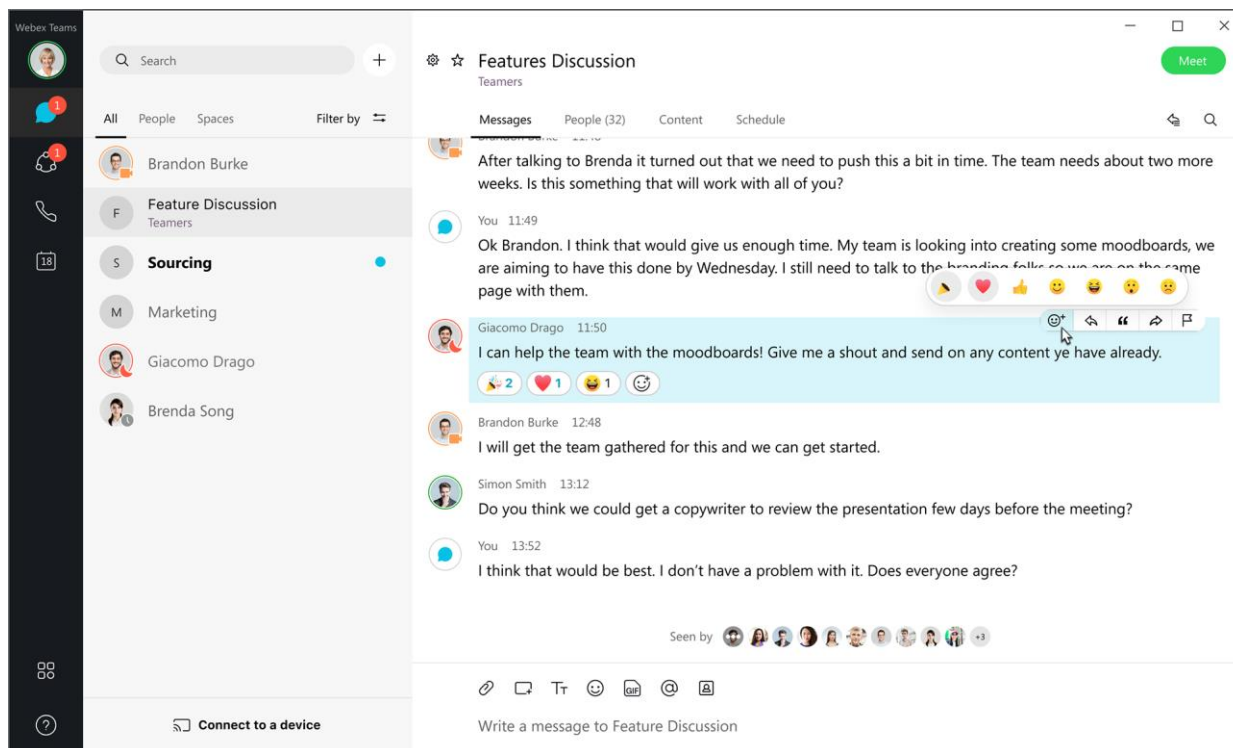
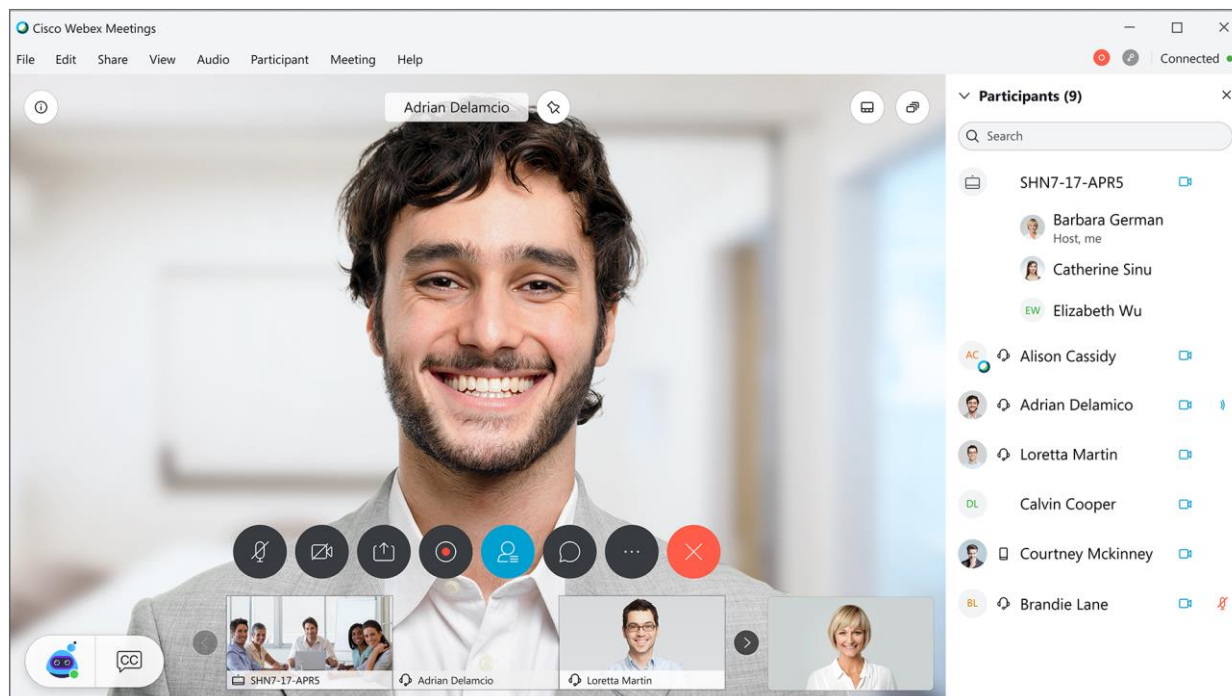


Figure 2.
Easily find and message team members

- **Direct chat and group chats** – Slick & easy to use messaging at your fingertips for instantly exchanging messages.
- **Messaging capabilities** – Enjoy extra flexibility with your chat messages: deleting, forwarding, flagging for follow-up, quoting, reactions, and threading.
- **History** – Everything is saved so you never lose track of your chats; all are safely archived.
- **Notifications** – Minimize distractions without missing critical updates by customizing your notifications so you only get alerts about messages that matter to you.
- **Presence status** – Stay “in the know” on your colleagues’ availability, removing the guesswork from communicating.
- **Offline mode** – View your messages and listen to your voicemail when you don’t have a data network connection, so you can always stay productive.
- **External Collaboration:** Collaborate with people outside your company by adding external parties directly to spaces and federating with other XMPP applications.

To learn more about the messaging capabilities available with Webex Teams [visit the Webex Teams Help Center](#).

Meetings



- **Space meetings** - Schedule a meeting or start an ad-hoc meeting with everyone in your space with a single click. And the bonus: everyone's a host so anyone in the space can start the meeting.
- **Personal meeting room*** - Enjoy your own private and secure online meeting room with a dedicated phone number where teams can participate in HD audio, video, messaging, and screen sharing collaboration.
- **Screen sharing** - Share your entire screen or just a specific app or a document, without additional downloads or separate web collaboration apps. Sharing can be done from your desktop and everyone can view from a desktop, tablet, or smartphone. View in full screen or zoom in or out for a better viewing.
- **In-meeting chat** - During meetings, desktop and mobile participants can chat with one another to increase meeting effectiveness.
- **Guest collaboration** - Invite external people to join you in a multimedia collaboration session.
- **Recordings*** - Record meetings for people who can't attend or for those who want to refer back to what was discussed.
- **Presenter controls*** - Control various aspects of the meeting to manage the administrative side of the meeting.

- Connect with intelligent Cisco Webex Devices
 - **Share content wirelessly.** When you connect to a Cisco Webex Board, desk, or room device, you can share content wirelessly when you're not in a call or meeting from your Webex Teams app.
 - **Join a Webex Room Device.** In addition, you can search for a particular device, use the device to join a meeting or make a call, and you can optimize audio or video of the shared content.

*Advanced package requirements apply. Contact us to learn more.

To learn more about the meetings capabilities available with Webex Teams [visit the Webex Teams Help Center.](#)

Team Collaboration

The screenshot displays the Webex Teams application interface. On the left, a sidebar shows a search bar and a list of spaces including 'Feature Discussion' (Teaming), 'Sourcing', 'Marketing', and a list of team members: Brandon Burke, Giacomo Drago, and Brenda Song. The main chat window is titled 'Feature Discussion' and shows a message from Brandon Burke at 11:48: 'After talking to Brenda it turned out that we need to push this a bit in time. The team needs about two more weeks. Is this something that will work with all of you?'. A response from 'You' at 11:49 shows a document titled 'Minutes of Feature Discussion'. Another message from Brandon Burke at 12:48 says 'I will get the team gathered for this and we can get started.' Below this, a file named 'Moodboards.doc' (36 MB) is shared by Simon Smith at 13:12, with the text 'Here is a file I started on for the moodboards, let's collaborate on this!'. At the bottom of the chat, there is a 'Connect to a device' button.

Below the chat, a meeting screen is shown for 'Brenda Song' at 18:00. The screen displays a large pie chart with four segments: purple (41%), green (34%), orange (12%), and yellow (13%). To the left of the chart, the word 'Target' is written in a large font. A small video thumbnail of Brenda Song is visible in the bottom left corner of the meeting screen. At the bottom of the meeting screen, there are control icons for mute, video, audio, and a red 'X' to exit the meeting.

-
- **Spaces** - Create a dedicated space to stay organized around the people and subjects that make sense for you and how you work
 - **Moderator control** - Control who is joining specific spaces. Only you can add people to the space, and you get other privileges like being able to delete people's messages or files.
 - **File sharing** - Simply drag and drop files with a colleague or in a space for your whole team and the files you receive are neatly organized, searchable, and saved.
 - **Whiteboarding** - Sometimes a quick sketch explains an idea better than words. In Webex Teams, you can create a whiteboard and draw on it to share your ideas. As you work, your changes are saved automatically.
 - **Powerful search** - Easily search across spaces, people, messages, and files to find what you need.
 - **Application integration** - While you're chatting, everything you share with a colleague or a group, such as email messages or files from other business applications, is there at your fingertips. Webex Teams is pre-integrated with Office 365, G-Suite, Salesforce, and other popular applications. For a complete list, check the Webex App Hub.

To learn more about the modern team collaboration capabilities available with Webex Teams [visit the Webex Teams Help Center](#).

Requirements of Webex Teams

System requirements for Webex Teams

Webex Teams is supported on specific versions of Windows, Mac, iPhone, iPad, Android, and web.

Review these system requirements to verify that you can use Webex Teams on your computer, mobile device, or web browser.

Keep in mind that we don't support using Webex Teams with pre-release or early release programs, such as the Apple Beta Software, Windows Insider Program, Google Android Beta, or any other similar programs.

The performance of the Webex Teams app may also be influenced by other factors. For example, network connectivity or other applications on your devices may affect performance.

- Windows PCs recommended minimum system requirements

These requirements are continuously reviewed and may be revised.

- Windows 7 Service Pack 1 and later; make sure your drivers are up to date.
For further information on the latest drivers for some graphic products, see:
- [How to find the latest compatible for an AMD graphics product](#)
- [NVIDIA driver downloads](#)
- [Intel downloads for graphics drivers](#)
- Intel Dual-Core CPU 2.XX GHz or AMD processor (2 GB of RAM minimum recommended)

- Mac recommended minimum system requirements
These requirements are continuously reviewed and may be revised.
 - MacOS 10.12 and later on a [supported Mac](#)
 - Intel CPI-based (2GB of RAM minimum recommended)
- iPhone and iPad—iOS 12.0 and later, and iPadOS 13.1 and later
- Android smartphones—Nougat 7.0 and later (2 GB of RAM required)
- Web - the last two major releases of one of these browsers: Google Chrome, Mozilla Firefox, Apple Safari, and Microsoft Edge on computers running Windows, Mac, or Linux

You can only use the calling and meetings features from the Webex Teams for Web app using Firefox, Chrome, and Safari.

Feature and language support

Languages

Please visit this [Webex Help Center page](#) to learn about the languages supported.

Want to learn more about how to improve collaboration in the workplace?

Contact us at: webexforbroadworks@cisco.com

Cisco environmental sustainability

Information about Cisco’s environmental sustainability policies and initiatives for our products, solutions, operations, and extended operations or supply chain is provided in the “Environment Sustainability” section of Cisco’s [Corporate Social Responsibility](#) (CSR) Report.

Reference links to information about key environmental sustainability topics (mentioned in the “Environment Sustainability” section of the CSR Report) are provided in the following table:

Sustainability topic	Reference
Information on product material content laws and regulations	Materials
Information on electronic waste laws and regulations, including products, batteries, and packaging	WEEE compliance

Cisco makes the packaging data available for informational purposes only. It may not reflect the most current legal developments, and Cisco does not represent, warrant, or guarantee that it is complete, accurate, or up to date. This information is subject to change without notice.

Cisco Capital

Flexible payment solutions to help you achieve your objectives

Cisco Capital makes it easier to get the right technology to achieve your objectives, enable business transformation and help you stay competitive. We can help you reduce the total cost of ownership, conserve capital, and accelerate growth. In more than 100 countries, our flexible payment solutions can help you acquire hardware, software, services and complementary third-party equipment in easy, predictable payments. [Learn more.](#)

Americas Headquarters
Cisco Systems, Inc.
San Jose, CA

Asia Pacific Headquarters
Cisco Systems (USA) Pte. Ltd.
Singapore

Europe Headquarters
Cisco Systems International BV Amsterdam,
The Netherlands

Cisco has more than 200 offices worldwide. Addresses, phone numbers, and fax numbers are listed on the Cisco Website at <https://www.cisco.com/go/offices>.

Cisco and the Cisco logo are trademarks or registered trademarks of Cisco and/or its affiliates in the U.S. and other countries. To view a list of Cisco trademarks, go to this URL: <https://www.cisco.com/go/trademarks>. Third-party trademarks mentioned are the property of their respective owners. The use of the word partner does not imply a partnership relationship between Cisco and any other company. (1110R)